









Aura Gain™ Sizing Chart

| | Pediatric | | | | Adult | | | |
|--|---|---|---|---|---|---|---|---|
| Mask size | #1 | #1½ | #2 | #2½ | #3 | #4 | #5 | #6 |
| Packaging color code |  |  |  |  |  |  |  |  |
| Patient weight | <5 kg | 5-10 kg | 10-20 kg | 20-30 kg | 30-50 kg | 50-70 kg | 70-100 kg | >100 kg |
| Maximum cuff inflation volume | 4 ml | 7 ml | 10 ml | 14 ml | 20 ml | 30 ml | 40 ml | 50 ml |
| Maximum intra-cuff pressure | 60 cm H ₂ O | | | | | | | |
| Airway connector | 15 mm ISO 5356-1 | | | | | | | |
| Min. I.D. Tube | 6.6 mm | 7.2 mm | 9.0 mm | 10.2 mm | 11.0 mm | 12.7 mm | 12.9 mm | 12.9 mm |
| Inflation valve | Luer cone ISO 594-1 | | | | | | | |
| Appropriate storage temperature | +10° C - +25° C | | | | | | | |
| Weight | 14 g | 18 g | 25 g | 40 g | 45 g | 63 g | 86 g | 88 g |
| Internal volume of ventilatory pathway | 3.3 ml | 4.4 ml | 10.2 ml | 18.3 ml | 17 ml | 25 ml | 33 ml | 33 ml |
| Pressure drop | 0.0 cm H ₂ O at 15 l/min | 0.0 cm H ₂ O at 15 l/min | 0.1 cm H ₂ O at 30 l/min | 0.1 cm H ₂ O at 30 l/min | <0.1 cm H ₂ O at 60 l/min | <0.1 cm H ₂ O at 60 l/min | 0.1 cm H ₂ O at 60 l/min | <0.0 cm H ₂ O at 60 l/min |
| Min. interdental gap internal pathway | 11.6 mm | 13.2 mm | 16.2 mm | 18.5 mm | 21.0 mm | 24.0 mm | 25.9 mm | 26.6 mm |
| | 9.4 cm | 11.0 cm | 12.7 cm | 15.6 cm | 14.2 cm | 16.2 cm | 19.0 cm | 19.0 cm |
| Intubation use | | | | | | | | |
| Max. ET-tube | 3.5 | 4.0 | 5.0 | 5.5 | 6.5 | 7.5 | 8.0 | 8.0 |
| Gastric channel use | | | | | | | | |
| Max gastric tube | 6 FR | 8 FR | 10 FR | 10 FR | 16 FR | 16 FR | 16 FR | 16FR |